

PRAIRIE VIEW A&M UNIVERSITY

A Member of The Texas A&M University System

August 11, 2008

VIA CERTIFIED MAIL, RETURN RECEIPT REQUESTED

Ms. Donna Barrett, Director, Institutional Finance
Commission on Colleges
Southern Association of Colleges and Schools
1866 Southern Lane
Decatur, GA 30033-4097

Re: 2008 Financial Profile, Indicators, and IPEDS Finance Survey

Dear Ms. Barrett:

Our records show that the original 2008 Financial Profile, Indicators, and IPEDS Finance Survey were sent on July 7th. However, since your recent communication indicates that it was not received, we have signed a copy of the 2008 Financial Profile and Indicators and are enclosing them per your instructions for a signed original. As instructed, also enclosed is a paper copy of the IPEDs Finance Survey. If you need anything further, please feel free to contact me.

Sincerely,

Mary Lee Hodge
Vice President for Business Affairs

Enc.

xc: Dr. George C. Wright, President
Dr. E. Joahanne Thomas-Smith, Provost and Senior Vice President for Academic Affairs

2008 Financial Profile – FORM A

Name of Institution: Prairie View A&M University

City and State: Prairie View, Texas

Use the institution's completed *Integrated Postsecondary Education Data System (IPEDS) 2007 Finance Survey* completed Spring 2008 (using fiscal year 2007 data). Transfer the totals from the IPEDS lines/columns as indicated.

	Total Revenues and Other Additions (IPEDS Part B, line 25)	\$270,536,441.00
--	--	------------------

	Function/Classification	Total Expended
1	Instruction (IPEDS Part C, line 01, Column 1)	\$36,559,133.00
2	Research (IPEDS Part C, line 02, Column 1)	\$8,237,035.00
3	Public Service (IPEDS Part C, line 03, Column 1)	\$6,547,090.00
4	Academic Support (IPEDS Part C, line 05, Column 1)	\$14,063,614.00
5	Student Services (IPEDS Part C, line 06, Column 1)	\$8,700,240.00
6	Institutional Support (IPEDS Part C, line 07, Column 1)	\$15,703,376.00
7	Operation & Maintenance of plant (IPEDS Part C, line 08, Column 1)	\$10,660,388.00
8	Depreciation (IPEDS Part C, line 09, Column 1)	\$9,279,948.00
9	Scholarships & Fellowships, excluding discounts & allowances (IPEDS Part C, line 10, Column 1)	\$12,432,935.00
10	Auxiliary enterprises (IPEDS Part C, line 11, Column 1)	\$16,453,161.00
11	Hospital Services (IPEDS, Part C, line 12, Column 1)	\$0.00
12	Independent Operations (IPEDS, Part C, line 13, Column 1)	\$0.00
13	Other Expenses & Deductions (IPEDS Part C, line 14, Column 1)	\$0.00
14	Institutional Grants (from restricted sources) (IPEDS, Part E, line 05)	\$2,153,261.00
15	Institutional Grants (from unrestricted sources) (IPEDS, Part E, line 06)	\$0.00

Form A, continued

Financial Indicators

Financial indicators allow the Commission and its staff to maintain an overview of an institution's financial position over a period of time. This information is used as part of the review process associated with the *Principles of Accreditation*.

Financial information for indicators should come from audited fiscal year end 2007 financial statements. If audited statements are unavailable, use the most accurate and reliable data available. If you have questions regarding the interpretation of your statements please contact your external or state auditor.

It is not necessary to send a copy of your audited financial statements.

Name of Institution: Prairie View A&M University

City and State: Prairie View, Texas

Date Fiscal Year Began	9/1/06	Date Fiscal year end	8/31/07
Total Assets			\$430,454,934.27
Total Liabilities			\$36,312,807.31
Nonexpendable/Permanently Restricted Net Assets (permanently restricted endowment)			\$54,814,592.36
Total Unrestricted Net Assets (<i>unrestricted net assets PLUS capital assets, net</i>)			\$76,741,820.08
Total Revenue (include all revenue, operating and nonoperating)			\$153,983,629.59
Tuition and fees, net			\$31,987,278.99
Current Debt (principal balances due within one year on notes, bonds, mortgages and all debt instruments; do not include accounts payable, salaries payable or other liabilities. If this item is not indicated on your financial statements you may need to check your audit footnotes. If not there, contact your auditor for assistance).			\$532,871.67*
Long-term Debt (principal balances due beyond one year).			\$4,676,663.07*

*Current and long-term debt numbers include only the Loan Star Loan.
All other bond debt is at System level.

Who should we contact if we have questions about these forms? Please provide contact information below.

Name	Rod Mireles
Title	Assistant Vice President for Financial Accounting, Reporting, & Procurement
Institution	Prairie View A&M University
Mailing Address	P. O. Box 519 Mail Stop 1311 Prairie View, Texas 77446
Telephone Number	936-261-1900
Fax Number	936-261-1954
E-Mail Address	rmireles@pvamu.edu

Signatures of Verification

We certify that the information provided in the 2008 Financial Profile and Indicators are correct.

George C. Wright
Signature of Chief Executive Officer

8-9-2008
Date

Mary Lee Hodge
Signature of Chief Financial Officer

8/8/08
Date

Signature of Respondent (if other than CEO or CFO)

Date

Finance 2007-08

Institution: Prairie View A & M University (227526)

User ID: P72275261

Finance - Public institutions**Reporting Standard**

Please indicate which reporting standards are used to prepare your financial statements:

- GASB (Governmental Accounting Standard Board), using standards of GASB 34 & 35
- FASB (Financial Accounting Standard Board)

Please consult your business officer for the correct response before saving this screen. Your response to this question will determine the forms you will receive for reporting finance data.

Institution: Prairie View A & M University (227526)

User ID: P72275261

Finance - Public Institutions

**General Information
Finance - Public Institutions**

To the extent possible, the finance data requested in this report should be provided from your institution's audited General Purpose Financial Statement (GPFS). Please refer to the instructions specific to each page of the survey for detailed instruction and references.

1. Fiscal Year calendar

This report covers financial activities for the 12-month fiscal year: (The fiscal year reported should be the most recent fiscal year ending before October 1, 2007.)

Beginning: month/year (MMYYYY)

Month:

Year:

And ending: month/year (MMYYYY)

Month:

Year:

2. Audit Opinion

Did your institution receive an unqualified opinion on its General Purpose Financial Statements from your auditor for the fiscal year noted above? (If your institution is audited only in combination with another entity, answer this question based on the audit of that entity.)

- Unqualified Qualified Don't know

3. GASB Statement No. 34 offers three alternative reporting models for special-purpose governments like colleges and universities. Which model is used by your institution ?

- Business Type Activities
- Governmental Activities
- Governmental Activities with Business-Type Activities

4. If your institution participates in intercollegiate athletics, are the expenses accounted for as auxiliary enterprises or treated as student services?

- Auxiliary enterprises
- Student services
- Does not participate in intercollegiate athletics
- Other (specify in caveats box below)

5. Does this institution or any of its foundations or other affiliated organizations own endowment assets ?

- Yes - (report endowment assets)
- No

6. Component Units

Each discretely presented component unit should be reported in the same manner and amounts as included on the face of the institution's GPFS. There should be one Finance Survey component unit form (Part F or G) completed for each column on the face of the GPFS **other than the institution itself**, whether that column represents a single component unit or a combination of component units.

Number of component unit columns on GPFS using FASB standards

Number of component unit columns on GPFS using GASB standards

Caveats:



Institution: Prairie View A & M University (227526)

User ID: P72275261

Part A - Statement of Net Assets

Fiscal Year 2007

Report in whole dollars only

Line no.		Current year amount	Prior year amount
<u>Current Assets</u>			
01	Total <u>Current Assets</u>	98,500,067	86,676,678
<u>Noncurrent Assets</u>			
02	<u>Capital assets</u> - depreciable (gross)	377,187,789	273,860,371
03	<u>Accumulated depreciation</u> (enter as a positive amount)	129,705,704	120,475,022
04	Other noncurrent assets (CV) CV=[A05-(A02-A03)]	84,472,782	71,950,634
05	Total noncurrent assets	331,954,867	225,335,983
06	Total assets (CV) CV=(A01+A05)	430,454,934	312,012,661
<u>Current Liabilities</u>			
07	<u>Long-term debt, current portion</u>	0	0
08	Other <u>current liabilities</u> (CV) CV=(A09-A07)	28,772,797	26,550,236
09	Total current liabilities	28,772,797	26,550,236
<u>Noncurrent Liabilities</u>			
10	<u>Long-term debt</u>	4,676,663	5,063,432
11	Other noncurrent liabilities (CV) CV=(A12-A10)	2,863,347	3,064,708
12	Total noncurrent liabilities	7,540,010	8,128,140
13	Total liabilities (CV) CV=(A09+A12)	36,312,807	34,678,376
<u>Net Assets</u>			
14	<u>Invested in capital assets, net of related debt</u>	247,482,085	153,385,349
15	<u>Restricted-expendable</u>	15,103,629	17,145,107
16	<u>Restricted-nonexpendable</u>	54,814,592	45,286,905
17	<u>Unrestricted</u> (CV) CV=[A18-(A14+A15+A16)]	76,741,821	61,516,924
	Total Net assets (CV)		

18 CV=(A06-A13)

394,142,127

277,334,285

CV= Calculated Value

CAVEATS



Institution: Prairie View A & M University (227526)

User ID: P72275261

Part A - Plant, Property, and Equipment


Fiscal Year 2007

Report in whole dollars only

Line No.	Description	Beginning balance	Additions	Retirements (CV)	Ending balance
Plant, Property, and Equipment					
21	<u>Land & land improvements</u>	6,323,331	0	0	6,323,331
22	<u>Infrastructure</u>	35,286,884	0	0	35,286,884
23	<u>Buildings</u>	189,174,641	0	0	189,174,641
24	<u>Equipment</u>	19,895,051	2,770,563	55,629	22,609,985
25	Art and <u>library collections</u>	6,232,349	470,430	0	6,702,779
26	Property obtained under <u>capital leases</u> (if not included in equipment)	0	0	0	0
27	<u>Construction in progress</u>	16,948,116	100,142,052	0	117,090,168
28	<u>Accumulated depreciation</u>	120,475,022	9,279,948	49,266	129,705,704

CV = (Beginning Balance + Additions - Ending Balance)

CAVEATS



Institution: Prairie View A & M University (227526)

User ID: P72275261

Part B - Revenues and Other Additions

Fiscal Year 2007

Report in whole dollars only

Line No.	Source of Funds	Current year amount	Prior year amount
Operating Revenues			
01	<u>Tuition & fees, after deducting discounts & allowances</u>	31,987,279	26,334,379
<u>Grants and contracts - operating</u>			
02	Federal operating grants and contracts	33,480,506	35,399,511
03	State operating grants and contracts	5,434,023	5,364,400
04	Local/private operating grants and contracts	939,080	604,705
05	<u>Sales & services of auxiliary enterprises, after deducting discounts & allowances</u>	10,087,133	8,926,906
06	<u>Sales & services of hospitals, after deducting patient contractual allowances</u>	0	0
07	<u>Independent operations</u>	0	0
08	Other sources - operating (CV) CV=[B09-(B01++B07)]	3,854,758	4,194,807
09	Total operating revenues	85,782,779	80,824,708

Institution: Prairie View A & M University (227526)

User ID: P72275261

Part B - Revenues and Other Additions

Fiscal Year 2007

Report in whole dollars only

Line No.	Source of funds	Current year amount	Prior year amount
<u>Nonoperating Revenues</u>			
10	<u>Federal appropriations</u>	0	0
11	<u>State appropriations</u>	60,856,336	62,479,169
12	<u>Local appropriations, education district taxes, & similar support</u>	0	0
<u>Grants-nonoperating</u>			
13	Federal nonoperating grants	0	0
14	State nonoperating grants	0	0
15	Local nonoperating grants	0	0
16	<u>Gifts, including contributions from affiliated organizations</u>	214,314	4,691,479
17	<u>Investment income</u>	3,210,811	2,324,009
18	Other nonoperating revenues (CV) CV=[B19-(B10+...+B17)]	3,919,390	112,848
19	Total nonoperating revenues	68,200,851	69,607,505

Institution: Prairie View A & M University (227526)

User ID: P72275261

Part B - Revenues and Other Additions

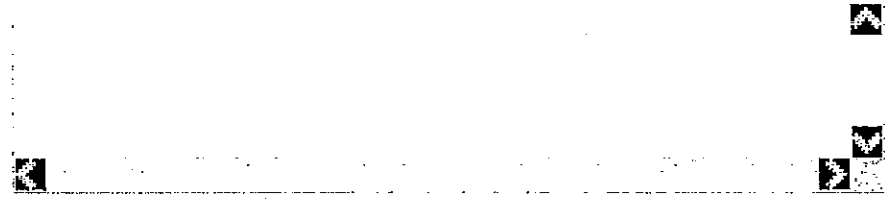
Fiscal Year 2007

Report in whole dollars only

Line No.	Resource of funds	Current year amount	Prior year amount
	Other Revenues and Additions		
20	<u>Capital appropriations</u>	0	0
21	<u>Capital grants & gifts</u>	0	0
22	<u>Additions to permanent endowments</u>	1,561,384	635,848
23	Other revenues & additions (CV) CV=[B24-(B20+...+B22)]	114,991,427	22,012,322
24	Total other revenues and additions	116,552,811	22,648,170
25	Total all revenues and other additions (CV) CV=(B09+B19+B24)	270,536,441	173,080,383

CV = Calculated Value

CAVEATS



Institution: Prairie View A & M University (227526)

User ID: P72275261

Part C - Expenses and Other Deductions

Fiscal Year 2007

Report in whole dollars only

Line No.	Description	1 Current year total	2 Salaries & wages	3 Employee fringe benefits	4 Depreciation	5 All other
Operating Expenses						
01	Instruction	36,559,133	27,699,106	5,479,313	0	3,380,714
02	Research	8,237,035	4,629,346	874,440	0	2,733,249
03	Public service	6,547,090	4,018,557	846,685	0	1,681,848
05	Academic support	14,063,614	6,776,605	1,352,340	0	5,934,669
06	Student services	8,700,240	4,223,890	926,399	0	3,549,951
07	Institutional support	15,703,376	6,078,643	2,612,038	0	7,012,695
08	Operation & maintenance of plant	10,660,388	3,386,252	857,132	0	6,417,004
09	Depreciation	9,279,948			9,279,948	
10	Scholarships and fellowships expenses, excluding discounts & allowances (do not include work study here)	12,432,935				12,432,935
11	Auxiliary enterprises	16,453,161	3,897,048	1,162,439	0	11,393,674
12	Hospital services	0	0	0	0	0
13	Independent operations	0	0	0	0	0
14	Other expenses & deductions (CV) CV=[C15-(C01+...+C13)]	0	0	0	0	0
15	Total operating expenses	138,636,920	60,709,447	14,110,786	9,279,948	54,536,739
	Prior year amount	139,289,117	55,738,794	13,777,576	9,220,496	60,552,251

Institution: Prairie View A & M University (227526)

User ID: P72275261

Part C - Expenses and Other Deductions

Fiscal Year 2007

Report in whole dollars only

Line No.	Description	1 Current year total	2 Salaries & wages	3 Employee fringe benefits	4 Depreciation	5 All other
	Nonoperating Expenses and Deductions					
16	Interest					
17	Other nonoperating expenses & deductions (CV) CV=(C18-C16)	15,091,677	1,157,235	94,873	0	13,839,569
18	Total nonoperating expenses & deductions (CV) CV=(C19-C15)	15,091,677	1,157,235	94,873	0	13,839,569
19	Total expenses & deductions	153,728,597	61,866,682	14,205,659	9,279,948	68,376,308
	Prior year amount	151,769,792	61,008,219	14,915,635	9,220,496	66,625,442

CV = Calculated Value

CAVEATS

Institution: Prairie View A & M University (227526)

User ID: P72275261


Part D - Summary of Changes In Net Assets

Fiscal Year 2007

Line No.	Description	Current year amount	Prior year amount
01	Total revenues & other additions (from B25)	270,536,441	173,080,383
02	Total expenses & deductions (from C19)	153,728,597	151,769,792
03	Increase in net assets during year (CV) CV=(D01-D02)	116,807,844	21,310,591
04	<u>Net assets</u> beginning of year	277,334,284	253,076,518
05	<u>Adjustments to beginning net assets</u> (CV) CV=[D06-(D03+D04)]	-1	2,947,176
06	Net assets end of year (from A18)	394,142,127	277,334,285

CV = Calculated Value

CAVEATS



Institution: Prairie View A & M University (227526)

User ID: P72275261

Part E - Scholarships and Fellowships

**Part E - Scholarships and Fellowships
Fiscal Year 2007**

Report in whole dollars only

Line No.	Source	Current year amount	Prior year amount
	Institutional Expenses and Discounts & Allowances		
	Gross Scholarships and Fellowships (no loans included)		
01	<u>Pell grants (federal)</u>	10,965,859	12,697,659
02	<u>Other federal grants</u>	4,634,210	4,573,611
03	<u>Grants by state government</u>	10,125,909	8,565,819
04	<u>Grants by local government</u>	0	0
05	<u>Institutional grants from restricted resources</u>	2,153,261	1,221,931
06	<u>Institutional grants from unrestricted resources (CV)</u> CV=[E07-(E01+....+E05)]	0	0
07	Total gross scholarships and fellowships	27,879,239	27,059,020
	<u>Discounts and Allowances</u>		
08	<u>Discounts & allowances applied to tuition & fees</u>	13,443,917	12,952,037
09	<u>Discounts & allowances applied to sales & services of auxiliary enterprises (CV)</u> CV= (E10-E08)	2,002,387	2,010,614
10	Total Discounts & Allowances (CV) CV=(E07-E11)	15,446,304	14,962,651
11	Net scholarships and fellowships expenses after deducting discount & allowances (from C10)	12,432,935	12,096,369

CV = Calculated Value

CAVEATS



Institution: Prairie View A & M University (227526)

User ID: P72275261

Part H - Details of Endowment Assets

Fiscal Year 2007

Report in whole dollars only

Line No.	Value of <u>Endowment Assets</u>	Market Value	Prior Year Amounts
	Include not only endowment assets held by the institution, but any assets held by private foundations affiliated with the institution.		
01	Value of <u>endowment assets</u> at the beginning of the fiscal year	46,066,712	40,438,383
02	Value of <u>endowment assets</u> at the end of the fiscal year	55,677,704	46,066,712

Institution: Prairie View A & M University (227526)

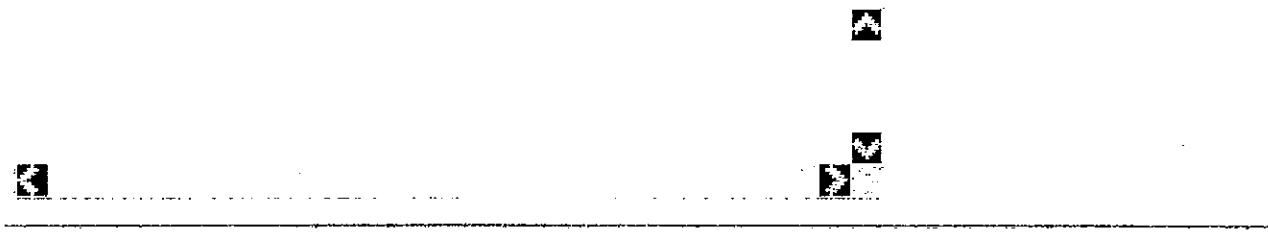
User ID: P72275261

Part J - Revenue Data for Bureau of Census

**Part J - Revenues (Census Bureau)
Fiscal Year 2007**

Source and type	Total for all funds and operations (includes endowment funds, but excludes component units)	Amount			
		Education and general/independent operations	Auxiliary enterprises	Hospitals	Agriculture extension/experiment services
	(1)	(2)	(3)	(4)	(5)
01 Tuition and fees	45,431,196	45,431,196			
02 Sales and services	39,978,238	27,733,092	12,089,520	0	155,626
03 Federal grants/contracts (excludes Pell Grants)	8,451,109	1,457,547	404,637		6,588,925
Revenue from the state government:					
04 State appropriations, current & capital	72,999,336	72,999,336			
05 State grants and contracts	4,927,027	4,866,849			60,178
Revenue from local governments:					
06 Local appropriation, current & capital	0				
07 Local government grants/contracts	0				
08 Receipts from property and non-property taxes					
09 Gifts and private grants, including capital grants	4,230,591				
10 Interest earnings	6,856				
11 Dividend earnings					
12 Realized capital gains					

CAVEATS



Institution: Prairie View A & M University (227526)

User ID: P72275261

Part K - Expenditure Data for Bureau of Census

**Part K - Expenditures
Fiscal Year 2007**

Category	Amount				
	Total for all funds and operations (includes endowment funds, but excludes component units)	Education and general/ independent operations	Auxiliary enterprises	Hospitals	Agriculture extension/ experiment services
	(1)	(2)	(3)	(4)	(5)
01 Salaries and wages	55,333,484	45,240,039	3,897,048	0	6,196,397
02 Employee benefits, total	12,009,463	10,416,762	1,162,439	0	430,262
03 Payment to state retirement funds (maybe included in line 02 above)	1,533,398	1,093,466	223,865		216,067
04 Current expenditures other than salaries	39,529,175	25,276,005	11,391,555		2,861,615
Capital outlay:					
05 Construction	137,399	137,399			
06 Equipment purchases	1,537,562	1,159,011	71,786		306,765
07 Land purchases	0				
08 Interest on debt outstanding, all funds & activities	5,985				
09 Scholarships/fellowships	27,879,239	27,879,239			

CAVEATS

Does not include interest on debt that is part of mandatory transfer to the System Offices. Interest on debt is paid by System.

Institution: Prairie View A & M University (227526)

User ID: P72275261

Part L - Debt and Assets, page 2

Part L - Debt and Assets (page 2)
Fiscal Year 2007

Assets

Category

Amount


07 Total cash and security assets held at end of fiscal year in sinking or debt service funds

08 Total cash and security assets held at end of fiscal year in bond funds

09 Total cash and security assets held at end of fiscal year in all other funds

CAVEATS

CAVEATS



Institution: Prairie View A & M University (227526)

User ID: P72275261

Explanation Report					
Number	Source	Location	Description	Severity	Accepted
Screen: Part 3					
1	Row 37 Column 3	Screen Entry	The number entered, 270536441, has an expected range of between 86540192 and 259620574 based on last year's amount. Please explain this difference.	Explanation	Yes
Reason:	Institution received a significant nonmandatory transfer of funds in from other parts compared to prior fiscal year.				