

PRAIRIE VIEW A&M UNIVERSITY



CLASS OF FALL 2007—SUMMER 2008

PLACEMENT SURVEY

PREPARED

PAUL M. JOHNSON

CAREER PLACEMENT SURVEY (Fall 2007 – Summer 2008)

PRAIRIE VIEW A&M UNIVERSITY

Career Placement Center

Background

The Center for Career Services (CSC) is pleased to present the results of the survey obtained for the Graduating Class of fall 2007, spring 2008 and summer 2008. The following report provides information on the post-graduate activities of bachelor's degree recipients. Data collection is conducted during the graduation exercise each semester. Each graduating class is comprised of December, May and Summer graduates. This report is based on responses from 272 bachelor's degree recipients.

Survey Objectives

The Career Placement Survey (CPS) has several objectives:

To ensure PVAMU is achieving its mission;

To improve the processes and products of the University;

To assess the institution's strengths, weaknesses, opportunities, and threats;

To help establish the imperatives, goals, plans, strategies, and performance measures; and

To provide a strategic plan that meets the requirements of accreditation requirements by the Commission on Colleges, Southern Association of Colleges and Schools.

Methodology

The CPS instrument contains both qualitative and quantitative survey items. The survey was administered to graduating students each semester. There were 17 items on the instrument and the survey took approximately 10 – 20 minutes to complete. Reliability and validity of the survey items were not analyzed prior to distribution.

College and School Summaries: Data identical to the overall summaries presented for each college or school, as well as detail reports of employment and graduate school pursuits presented per major:

Agriculture and Human Sciences

Architecture

Arts and Sciences

Business

Education

Engineering

Juvenile Justice and Psychology

Nursing

Graduate School

CAREER PLACEMENT SURVEY (Fall 2007 – Summer 2008)

Concepts

The CSC asked the respondents to answer questions about the following: employment offered after graduation, name of employer, city in which they will be employed, date they will begin working, approximate annual salary, relationship between academic preparation (major) and their job, plans to attend graduate school, and if they require assistance from CPS in their job search.

Significant Highlights

Respondents

- The total number of respondents participating in the survey for the fall of 2003 was 176. The number of respondents for spring of 2008 was 190.

Table 1:

Number of Respondents	
Fall 2003	176
Spring 2004	204
Summer 2004	108
Fall 2007	N/A
Spring 2008	190
Summer 2008	82

- The average salary for the Prairie View A&M University graduates in 2008 was \$51,063 up significantly from \$37,000 for the fall of 2003, representing a 38% increase.
- Of course, there are differences between the schools and colleges. In 2003-04 academic year the average highest salary \$46,667.00 was reported by the college of Architecture, however, the College of Nursing reported the highest salary for the 2007-2008 academic year.

CAREER PLACEMENT SURVEY (Fall 2007 – Summer 2008)

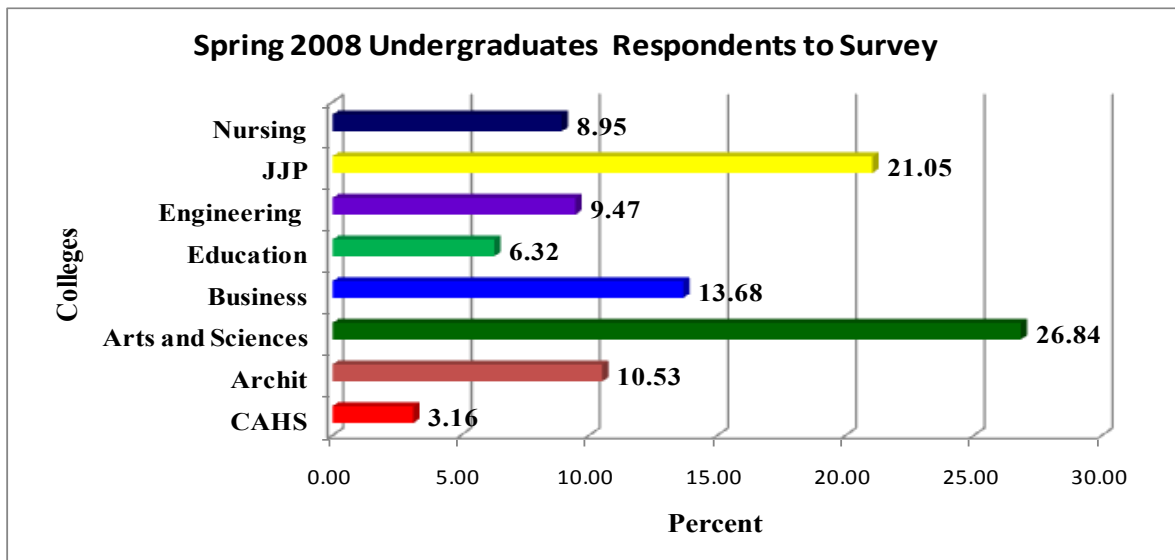


Figure 1

Figure 1 shows the percentage of students responding to the survey for the spring of 2008. The College of Arts and Science shows a significant increase in the number of participants from 17.5 % in spring 2004 to 26.84 % in the spring of 2008. The college of Juvenile Justice and Psychology also showed significant increase from 16.95 % to 21.05 during the same period.

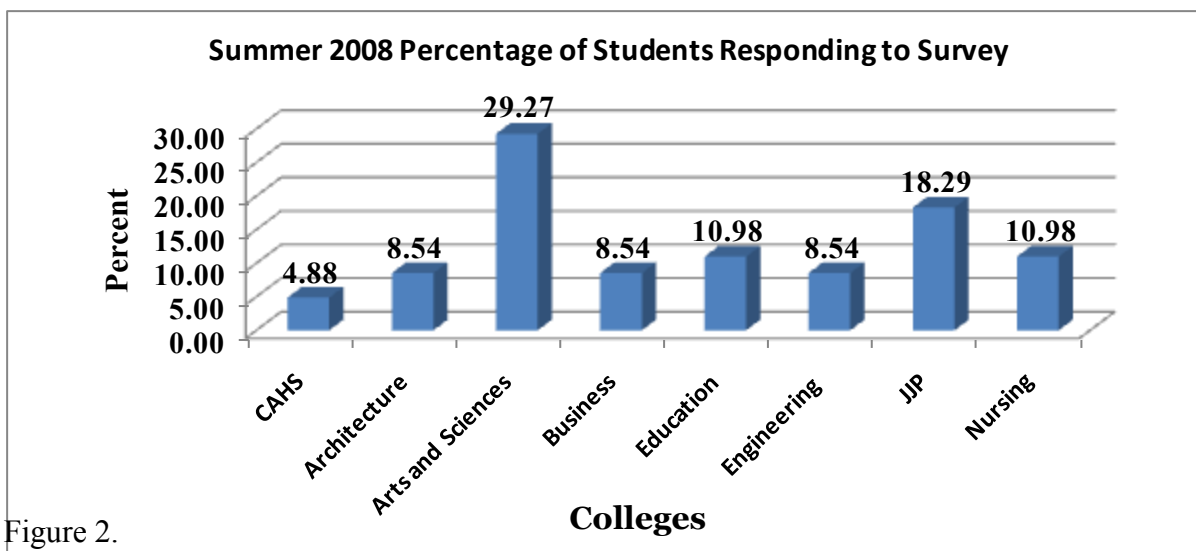


Figure 2.

Information regarding the summer participation in the CEPS survey is displayed in Figure 2. A total of 82 responses were received for the summer semester. The overall response for the summer commencement when compared with the spring semester was lower for all colleges except the College of Arts and Science. No significant conclusion could be derived from the low response, since the total number of graduates for the semester was not available.

CAREER PLACEMENT SURVEY (Fall 2007 – Summer 2008)

According to the Commission on Colleges Principles of Accreditation Principle 4.1 : The institution evaluates success with respect to student achievement including, as appropriate, consideration of course completion, state licensing examinations, and job placement (student achievement). Table 1 shows a list of the employer name and location. Most of the respondents who indicated that they had jobs pending indicated that these jobs were mostly within the state of Texas and around the Houston area; very few of these pending jobs were outside of the state.

Table 1: Employment Detail Report for Spring and Summer 2008		
EMPLOYER NAME	EMPLOYER LOCATION	STATE
College of Agriculture and Human Sciences		
NTB	Cypress	TX
USDA NRCS	Throckmorton	TX
USDA- FNS	Boston	MA
USDA-FSA	Annapolis	MD
College of Arts and Sciences		
US Navy	USS Trenton-Norfolk	VA
Jacobs Engineering Inc.	Clear Lake	TX
CVS Pharmacy	Houston	TX
Better Beginnings	Houston	TX
Inner Link	Dallas	TX
Advanced Marketing	Houston	TX
Waller ISD	Waller ISD	TX
College of Architecture		
Sprint PCS	Houston	TX
Landmark Chevy	Houston	TX
Andreas Construction	Dallas	TX
Hensel Phelps Construction Co.	Houston	TX
College of Business		
FedEx Kinkos	Houston	TX
Enterprise Rent-A-Car	Houston	TX
Texas Instruments	Plano	TX
Brenham State School	Brenham	TX
Self-Employed	Houston	TX
Edward Jones	Cypress	TX
College of Education		
Best Buy	Houston	TX
Fort Bend ISD	Sugarland	TX
Dell Inc	Austin	TX
		TX

CAREER PLACEMENT SURVEY (Fall 2007 – Summer 2008)

College of Engineering		
Quicksilver Resources	Ft. Worth	TX
Jacobs Engineering	Houston	TX
Halliburton	Houston	TX
Bechtel	Houston	TX
Boeing	Houston	TX
El Paso Corporation	Houston	TX
Lockheed Martin	Clear Lake	TX
Exxon Mobil	Houston	TX
Christus Health	Houston	TX
College of Juvenile Justice & Psychology		
PVAMU DPS	Prairie View	TX
Alliance Communities	Houston	TX
J. Jill	Houston	TX
Preferred Communities	Houston	TX
Academy Sports & Outdoors	Houston	TX
Royce West Office	Dallas	TX
College of Nursing		
Michael E Debakey Medical Center	Houston	TX
VA Medical Center	Houston	TX
Methodist Hospital	Houston	TX
Children's Doctors at the Park	Houston	TX
LBJ General Hospital	Houston	TX
Ben Taub General Hospital	Houston	TX
Conroe Regional Medical	Conroe	TX
US Navy	Guam	
St. Davids	Austin	TX

Options after Graduates

Figure 3a shows the options of the graduates after graduation for the Spring semester of 2008. The students from the College of Architecture and those from the College of Arts and Sciences shows a strong interest in going to further studies. 29.82% of those students that showed an interest in doing further studies were from the College of Architecture and the College Arts and Sciences. When compared to the same time in 2004, 32.85% of the students responding to the survey who indicated an interest in further studies.

CAREER PLACEMENT SURVEY (Fall 2007 – Summer 2008)

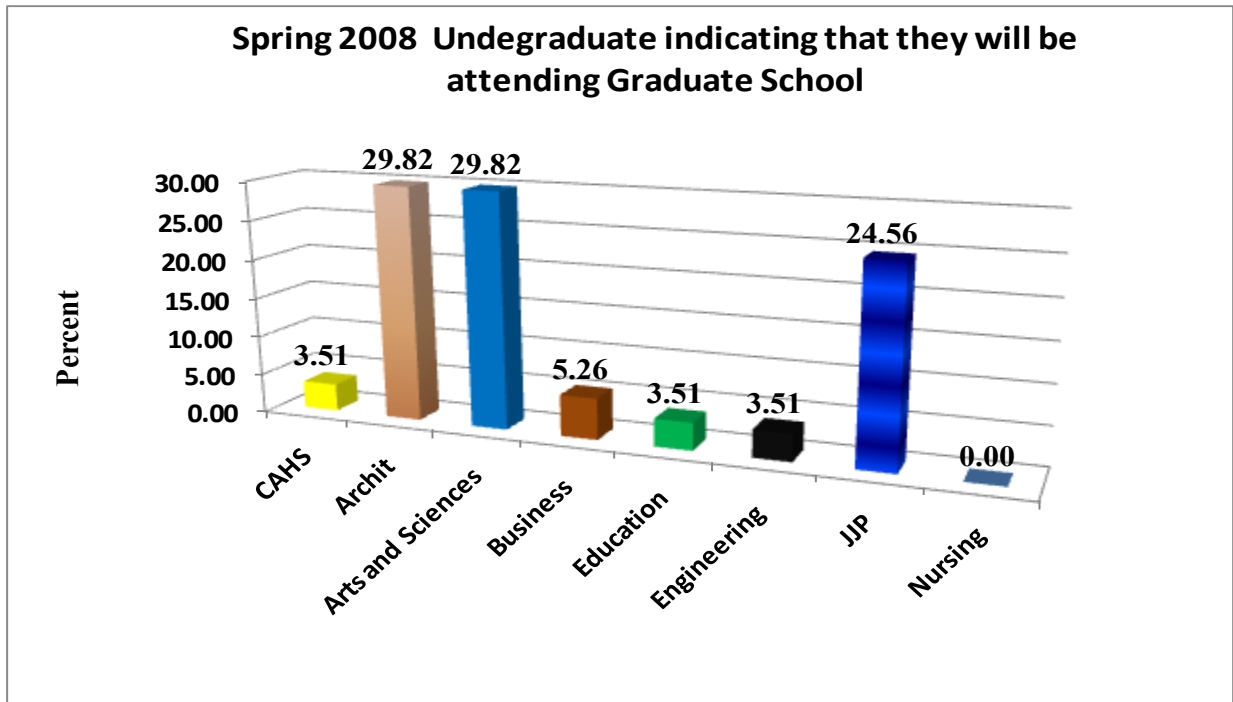


Figure 3a

Figure 3b shows that 33.33% of the respondents who indicated an interest in further studies were from the College of Arts and Sciences. This is a slight increase when compared to the spring semester of 2004. There was a noticeable increase for the College of Juvenile Justice and Psychology, where 20.83 % indicated and interest in graduate school. The other colleges had slight increases likewise: The Colleges of Architecture and Education had 16.67 % of the respondents showing an interest in graduate school.

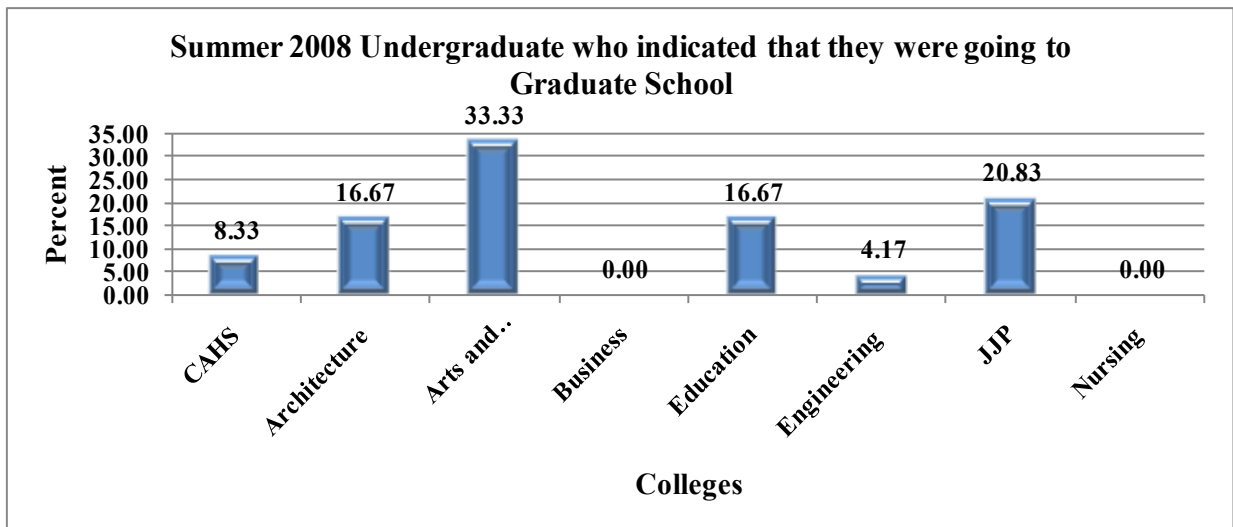


Figure 3b

CAREER PLACEMENT SURVEY (Fall 2007 – Summer 2008)

Those students who were not going to further their studies indicated that they have a job or have pending jobs. It was not possible to determine if those who indicated that they had jobs actually had jobs before enrolling at Prairie View.

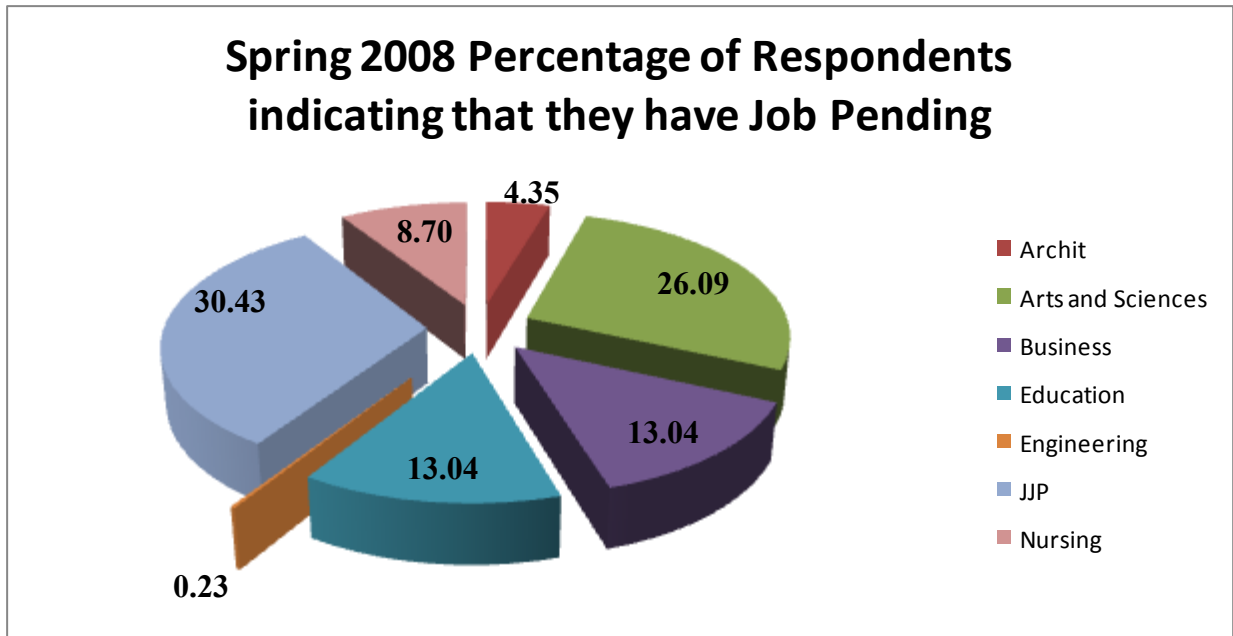


Figure 4

The College of Juvenile Justice and Physiology had the highest of respondents who indicated that they have jobs or have jobs pending (i.e. 30.43% compared to 26.09 % for the College of Arts and Science and 13.04% for the College of Education). When the data was compared to the Spring 2004 semester, only 22.22 % of all undergraduates indicated that they have jobs pending.

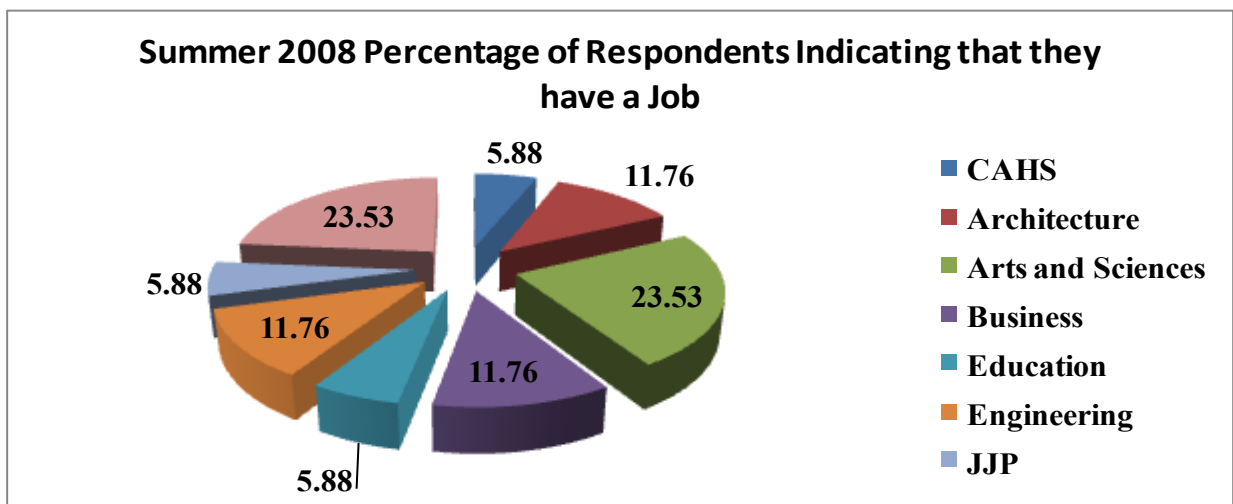


Figure 5

Data Team

CAREER PLACEMENT SURVEY (Fall 2007 – Summer 2008)

The summer semester of 2008 shows the College of Business with a 25.53% of the respondents indicating that they have a job a similar result as obtained for the College of Arts and Science. Only 11.76 % of the respondents from the Colleges of Engineering, Architecture and Business indicated that they have a job or have a pending job.

Salaries

Figure 6 shows the average salaries by College for the spring semester 2008. The College of Engineering had the highest average salary \$60,000, while the college of Nursing was next with an average salary of \$57,000. When compared to the spring of 2004 this showed almost a 50 % increase, in the spring of 2004 the College of Engineering had an average salary of \$49,500.00. For the same period the average salary for the College of Nursing was \$49,000, which is a \$2,000 increase.

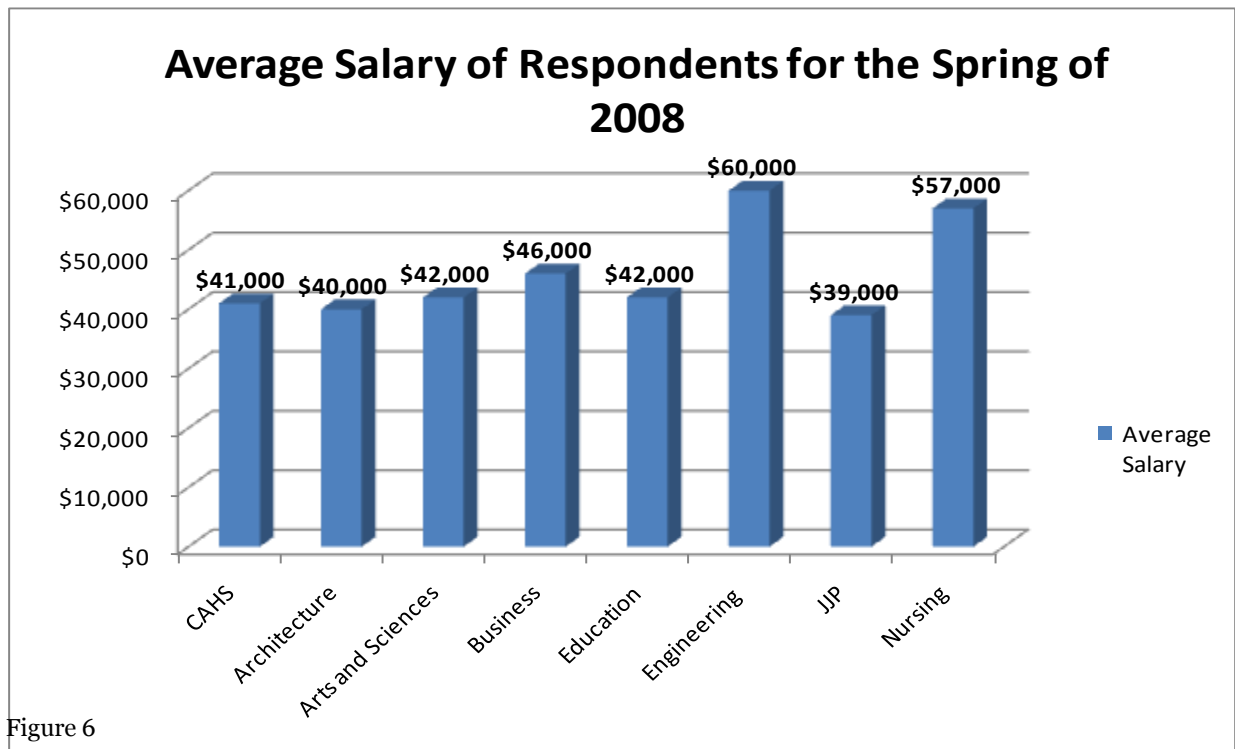


Figure 6

The result for the summer semester of 2008 showed no increase in the average salary for the students graduating from the College of Engineering. However there was an increase for the College of Nursing from \$49,000.00 to \$62,000.00 for the summer. All other Colleges showed slight to moderate increase in their average salary. This was very impressive when the state of the economy is taken into consideration.

CAREER PLACEMENT SURVEY (Fall 2007 – Summer 2008)

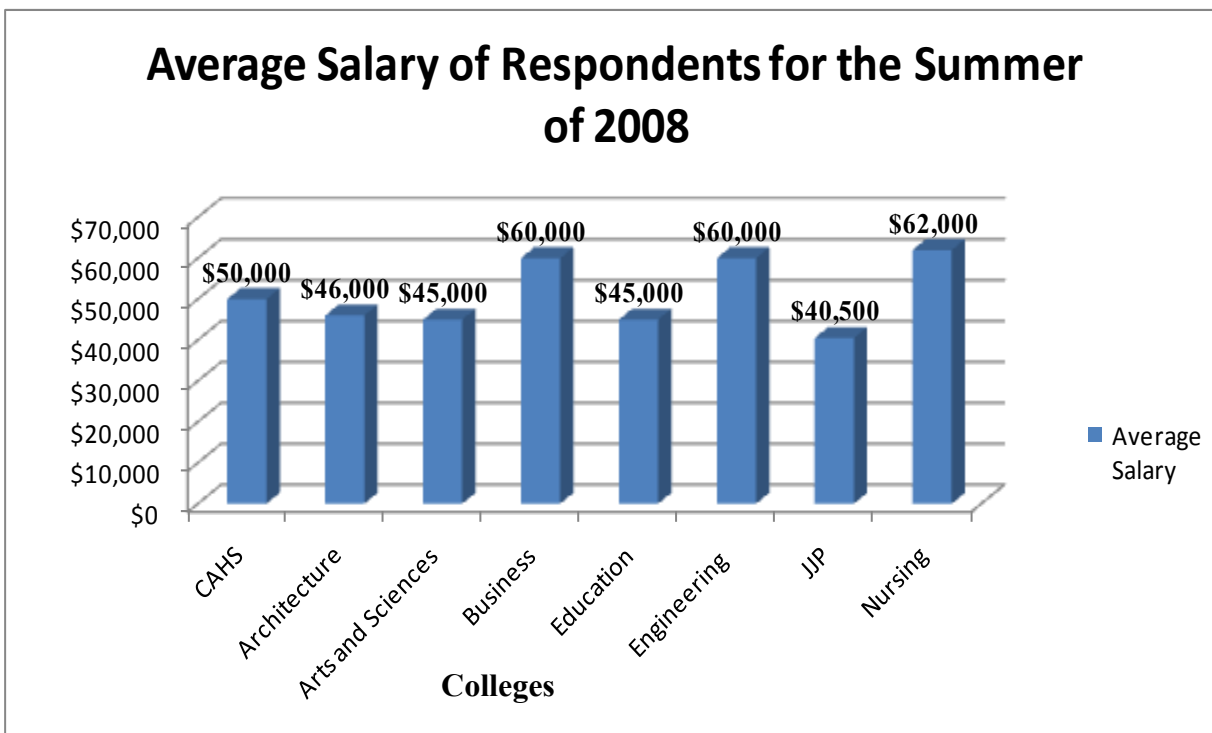


Figure 7

Conclusion

Most of the information in this report was received in response to a survey handed out during graduation exercise rehearsal during the fall of 2007, spring of 2008 and the summer of 2008. This report represents a collaborative effort between the CCS and volunteers.

Some noticeable findings from the report compared to previous reports are: 1.) there continued to be a low response to the survey. 2.) there was no geographic data reported in the findings, 3. There is no conclusive evidence of the jobs that were reported as pending or having available were really valid, 4.) The students who reported that they were going to graduate school did not indicate if (a) they were doing further studies in the field they graduated from (b) they were continuing their studies at PVAMU, 5.) not all fields on the survey were completed which could give the slight impression that there were no interest in completing the survey.

The overall average salary continued to increase compared to previous years, despite the downturn in the economy the graduates from the school of Nursing and Engineering continued to attract high paying jobs.

This report also showed that there was a slight increase in the number of graduates who are going to do further studies. However there need to be a follow up survey to see if they actually did go on to further studies.

CAREER PLACEMENT SURVEY (Fall 2007 – Summer 2008)

Also in this report there was an increase in the number of employers that were reported as possible place of employments. What was not reported was if these were new jobs obtained after graduation or before graduation. What could be of importance would be to determine if any of these jobs were obtained as a results of any of the job fairs held on the PVAMU campus.

Although the geographic profile of the respondents was not available, what was evident was that an overwhelming majority of the graduates were employed in the Houston area.

The data from which this and all other reports were derived will be posted on the PVAMU SACS resources website <http://www.pvamu.edu/pages/4041.asp>. Again, we greatly appreciate the help we have received from our colleagues in compiling this year's placement data. We also welcome comments and suggestions from the Prairie View community regarding future improvements to our survey process or reporting format.